

Why invest in ZWT?

- Designed for investors looking for higher cash flow from equity portfolios
- Invested in a diversified portfolio of North American tech and tech-related companies
- Call option writing mitigates volatility
- Professionally managed by BMO Global Asset Management

Fund Details

Ticker	ZWT
Base Currency	CAD
Exchange	Toronto Stock Exchange
Inception date	Jan 20, 2021
Maximum Annual Management Fee	0.65%
Management Expense Ratio ¹	0.72%
RSP Eligible	Yes
DRIP Eligible	Yes
Distribution frequency	Monthly

¹ Management Expense Ratios (MERs) are the audited MERs as of the fund's fiscal year.

Fund Characteristics

As of Apr 30, 2026

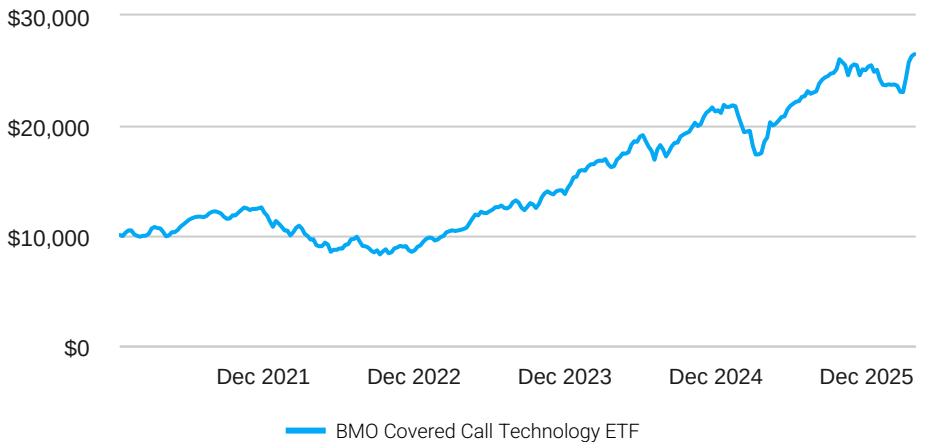
Net Assets (MM)	\$228.42
Number of Securities	60
Shares Outstanding	3,705,000
Price/Earnings Ratio	37.46
Price/Book Ratio	4.96
Annualized Distribution Yield (%) ²	4.77

²This yield is calculated by taking the most recent regular distribution, or expected distribution, (excluding additional year end distributions) annualized for frequency, divided by current NAV. The yield calculation does not include reinvested distributions.

Portfolio Strategy

The BMO Covered Call Technology ETF has been designed to provide exposure to a portfolio of North American technology and technology-related companies while earning call option premiums. The ETF invests in equity securities of companies in the technology sector in addition to dynamically writing covered call options. The option premiums provide some downside protection.

Growth of \$10,000



The graph illustrates the impact to an initial investment of \$10,000 from the dates reflected. It is not intended to reflect future returns on investments in the BMO Covered Call Technology ETF.

Fund Performance

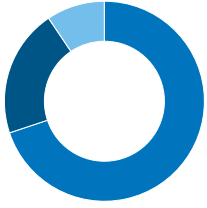
Annualized Performance

For period ending Apr 30, 2026

	1 mo	3 mo	6 mo	YTD	1Y	3Y	5Y	10Y	Since Inception
Portfolio (%)	14.43%	6.38%	1.21%	5.87%	44.29%	35.07%	20.12%	—	20.23%


Past performance is not a guide to future performance. Performance is shown net of fees, in the currency of the respective share class with dividends reinvested.

Sector Allocation



- Information Technology
- Communication Services
- Consumer Discretionary

Geographic Allocation



- United States
- Canada
- Ireland

Top Holdings

As of Apr 30, 2026

Alphabet Inc.	10.24%
Amazon.com, Inc.	9.56%
Broadcom Inc.	9.49%
NVIDIA Corporation	8.69%
Microsoft Corporation	8.65%
Apple Inc.	8.29%
Meta Platforms, Inc.	8.16%
Micron Technology, Inc.	4.06%
Advanced Micro Devices, Inc.	3.47%
Intel Corporation	2.84%

The portfolio holdings are subject to change without notice and may only represent a small percentage of portfolio holdings. They are not recommendations to buy or sell any particular security.

Risk Rating

LOW	LOW TO MEDIUM	MEDIUM	MEDIUM TO HIGH	HIGH
-----	---------------	--------	-----------------------	------

All investments involve risk. The value of an ETF can go down as well as up and you could lose money. The risk of an ETF is rated based on the volatility of the ETF's returns using the standardized risk classification methodology mandated by the Canadian Securities Administrators. Historical volatility doesn't tell you how volatile an ETF will be in the future. An ETF with a risk rating of "low" can still lose money. For more information about the risk rating and specific risks that can affect an ETF's returns, see the BMO ETFs' prospectus.

BMO Global Asset Management is a brand name under which BMO Asset Management Inc. and BMO Investments Inc. operate.

Any statement that necessarily depends on future events may be a forward-looking statement. Forward-looking statements are not guarantees of performance. They involve risks, uncertainties and assumptions. Although such statements are based on assumptions that are believed to be reasonable, there can be no assurance that actual results will not differ materially from expectations. Investors are cautioned not to rely unduly on any forward-looking statements. In connection with any forward-looking statements, investors should carefully consider the areas of risk described in the most recent prospectus.

The reports on this website are for information purposes. The information contained herein is not, and should not be construed as, investment, tax or legal advice to any party. Investments should be evaluated relative to the individual's investment objectives and professional advice should be obtained with respect to any circumstance.

Distribution yields are calculated by using the most recent regular distribution, or expected distribution, (which may be based on income, dividends, return of capital, and option premiums, as applicable) and excluding additional year end distributions, and special reinvested distributions annualized for frequency, divided by current net asset value (NAV). The yield calculation does not include reinvested distributions. **Distributions are not guaranteed, may fluctuate and are subject to change and/or elimination. Distribution rates may change without notice (up or down) depending on market conditions and NAV fluctuations.** The payment of distributions should not be confused with the BMO ETF's performance, rate of return or yield. If distributions paid by a BMO ETF are greater than the performance of the investment fund, your original investment will shrink. Distributions paid as a result of capital gains realized by a BMO ETF, and income and dividends earned by a BMO ETF, are taxable in your hands in the year they are paid. Your adjusted cost base will be reduced by the amount of any returns of capital. **If your adjusted cost base goes below zero, you will have to pay capital gains tax on the amount below zero.**

Cash distributions, if any, on units of a BMO ETF (other than accumulating units or units subject to a distribution reinvestment plan) are expected to be paid primarily out of dividends or distributions, and other income or gains, received by the BMO ETF less the expenses of the BMO ETF, but may also consist of non-taxable amounts including returns of capital, which may be paid in the manager's sole discretion. To the extent that the expenses of a BMO ETF exceed the income generated by such BMO ETF in any given month, quarter, or year, as the case may be, it is not expected that a monthly, quarterly, or annual distribution will be paid. Certain BMO ETFs have adopted a distribution reinvestment plan, which provides that a unitholder may elect to automatically reinvest all cash distributions paid on units held by that unitholder in additional units of the applicable BMO ETF in accordance with the terms of the distribution reinvestment plan. For further information, see the distribution policy in the BMO ETFs' prospectus.

Commissions, management fees and expenses all may be associated with investments in BMO ETFs and ETF Series of the BMO Mutual Funds. Please read the ETF facts or prospectus of the relevant BMO ETF or ETF Series before investing. The indicated rates of return are the historical compounded total returns including changes in share or unit value and the reinvestment of all dividends or distributions and do not take into account the sales, redemption, distribution, optional charges or income tax payable by the unitholder that would have reduced returns BMO ETFs and ETF Series are not guaranteed, their values change frequently, and past performance may not be repeated.

For a summary of the risks of an investment in the BMO ETFs or ETF Series of the BMO Mutual Funds, please see the specific risks set out in the prospectus. BMO ETFs and ETF Series trade like stocks, fluctuate in market value and may trade at a discount to their net asset value, which may increase the risk of loss. Distributions are not guaranteed and are subject to change and/or elimination.

BMO ETFs are managed by BMO Asset Management Inc., which is an investment fund manager and a portfolio manager, and a separate legal entity from Bank of Montreal. ETF Series of the BMO Mutual Funds are managed by BMO Investments Inc., which is an investment fund manager and a separate legal entity from Bank of Montreal.

"BMO (M-bar roundel symbol)" is a registered trademark of Bank of Montreal, used under license.